

DESIGNED & DIMENSIONED
IN INCHES[MILLIMETERS]

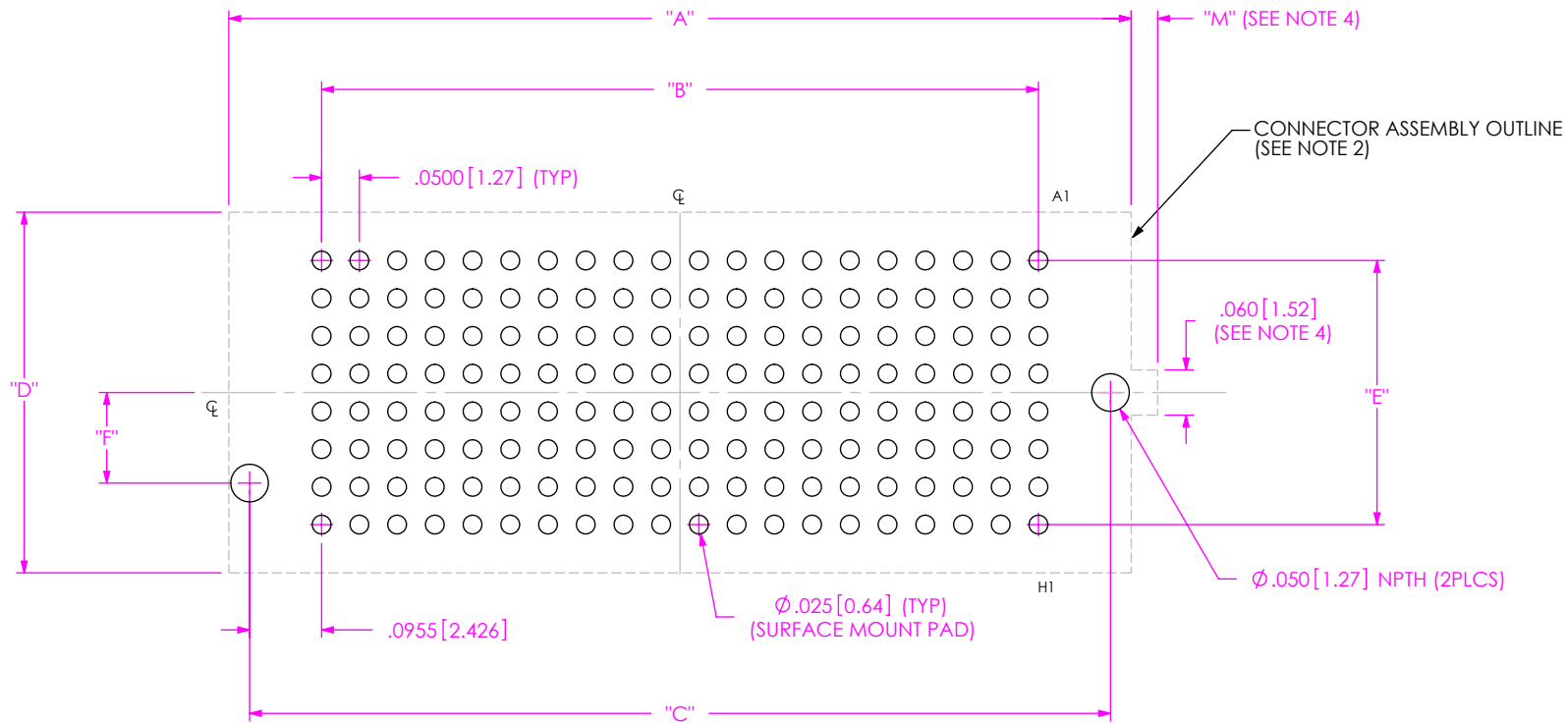


FIG 1
FOOTPRINT FOR SEAM-20-XX.X-XX-08-X-A SHOWN
(ONLY LEAD STYLE -02.0, -03.0 & -03.5)

No. OF POS	"A"	"B"	"C"
-10	.696 [17.68]	.450 [11.430]	.641 [16.28]
-15	.946 [24.03]	.700 [17.780]	.891 [22.63]
-19	1.146 [29.11]	.900 [22.860]	1.091 [27.71]
-20	1.196 [30.38]	.950 [24.130]	1.141 [28.98]
-25	1.446 [36.73]	1.200 [30.480]	1.391 [35.33]
-30	1.696 [43.08]	1.450 [36.830]	1.641 [41.68]
-40	2.196 [55.78]	1.950 [49.530]	2.141 [54.38]
-50	2.696 [68.48]	2.450 [62.230]	2.641 [67.08]

ROW	LEAD STYLE	"D"	"E"	"F"	"M"
-04	-02.0, -03.0 & -03.5	.278 [7.06]	.150 [3.81]	.079 [2.01]	.063 [1.60]
	-07.0, -09.0, & -11.0	.328 [8.33]	.150 [3.81]	.079 [2.01]	N/A
-05	-02.0, -03.0, -03.5, -05.5	.378 [9.60]	.200 [5.08]	.120 [3.05]	.035 [0.89]
-06	-02.0, -03.0, -03.5, -05.5	.378 [9.60]	.250 [6.35]	.120 [3.05]	.035 [0.89]
	-06.5, -07.0, 09.0, -11.0	.428 [10.87]	.250 [6.35]	.120 [3.05]	N/A
-08	-02.0, -03.0 & -03.5	.478 [12.14]	.350 [8.89]	.120 [3.05]	.035 [0.89]
	06.5, -07.0, -09.0, & -11.0	.528 [13.41]	.350 [8.89]	.120 [3.05]	N/A
-10	-02.0, -03.0 & -03.5	.578 [14.68]	.450 [11.43]	.120 [3.05]	.035 [0.89]
	06.5, -07.0, -09.0, & -11.0	.628 [15.95]	.450 [11.43]	.120 [3.05]	N/A
-14	03.5	.778 [19.76]	.650 [16.51]	.120 [3.05]	.035 [0.89]

- NOTES:
1. ALL DIMENSIONS ARE SYMMETRIC ABOUT THE CENTERLINE.
 2. CONNECTOR ENVELOPE DIMENSIONS, OTHER COMPONENTS PLACED ON PCB SHALL AVOID THIS ZONE.
 3. SEE SUBSEQUENT SHEETS FOR STENCIL REQUIREMENTS.
 4. FEATURE NOT PRESENT ON -06.5, -07.0, -09.0 & -11.0 LEAD STYLES.

PROPRIETARY NOTE
THIS DOCUMENT CONTAINS CONFIDENTIAL AND PROPRIETARY INFORMATION AND ALL DESIGN, MANUFACTURING, REPRODUCTION, USE, PATENT RIGHTS AND SALES RIGHTS ARE EXPRESSLY RESERVED BY SAMTEC, INC. THIS DOCUMENT SHALL NOT BE DISCLOSED, IN WHOLE OR PART, TO ANY UNAUTHORIZED PERSON OR ENTITY NOR REPRODUCED, TRANSFERRED OR INCORPORATED IN ANY OTHER PROJECT IN ANY MANNER WITHOUT THE EXPRESS WRITTEN CONSENT OF SAMTEC, INC.



520 PARK EAST BLVD., NEW ALBANY, IN 47150
PHONE: 812-944-6733 FAX: 812-948-5047
e-Mail info@SAMTEC.com code 55322

NOTE:
STENCIL TO BE .0060 [.152] THICK.

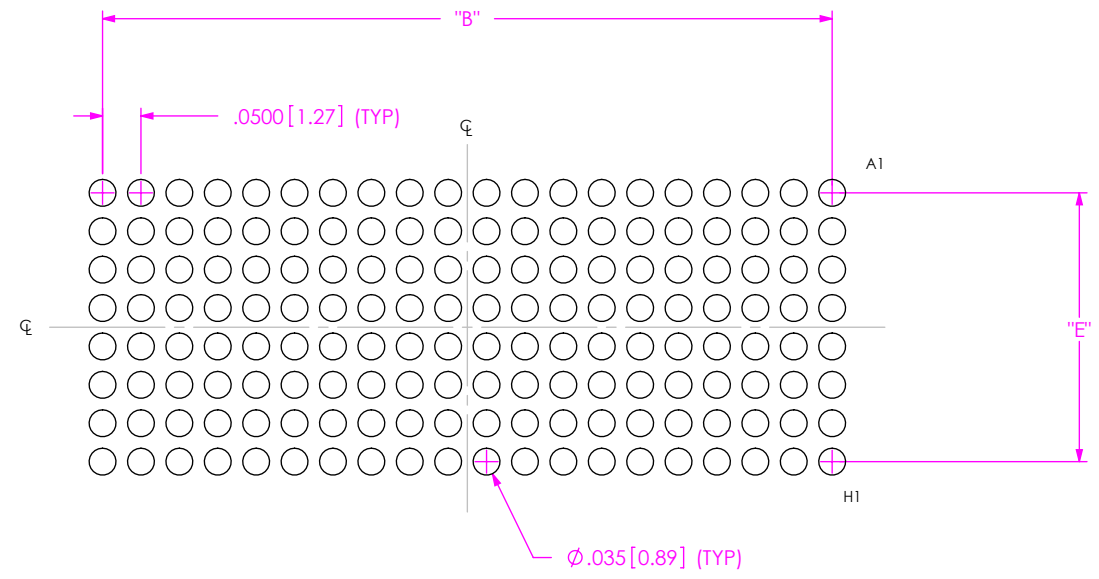


FIG 2
STENCIL FOR SEAM-20-XX.X-XX-08-X-A SHOWN
(ALL DIMENSIONS ARE SYMMETRIC ABOUT THE CENTERLINE.)

PROPRIETARY NOTE

THIS DOCUMENT CONTAINS CONFIDENTIAL AND PROPRIETARY INFORMATION AND ALL DESIGN, MANUFACTURING, REPRODUCTION, USE, PATENT RIGHTS AND SALES RIGHTS ARE EXPRESSLY RESERVED BY SAMTEC, INC. THIS DOCUMENT SHALL NOT BE DISCLOSED, IN WHOLE OR PART, TO ANY UNAUTHORIZED PERSON OR ENTITY NOR REPRODUCED, TRANSFERRED OR INCORPORATED IN ANY OTHER PROJECT IN ANY MANNER WITHOUT THE EXPRESS WRITTEN CONSENT OF SAMTEC, INC.



520 PARK EAST BLVD, NEW ALBANY, IN 47150
PHONE: 812-944-6733 FAX: 812-948-5047
e-Mail info@SAMTEC.com code 55322

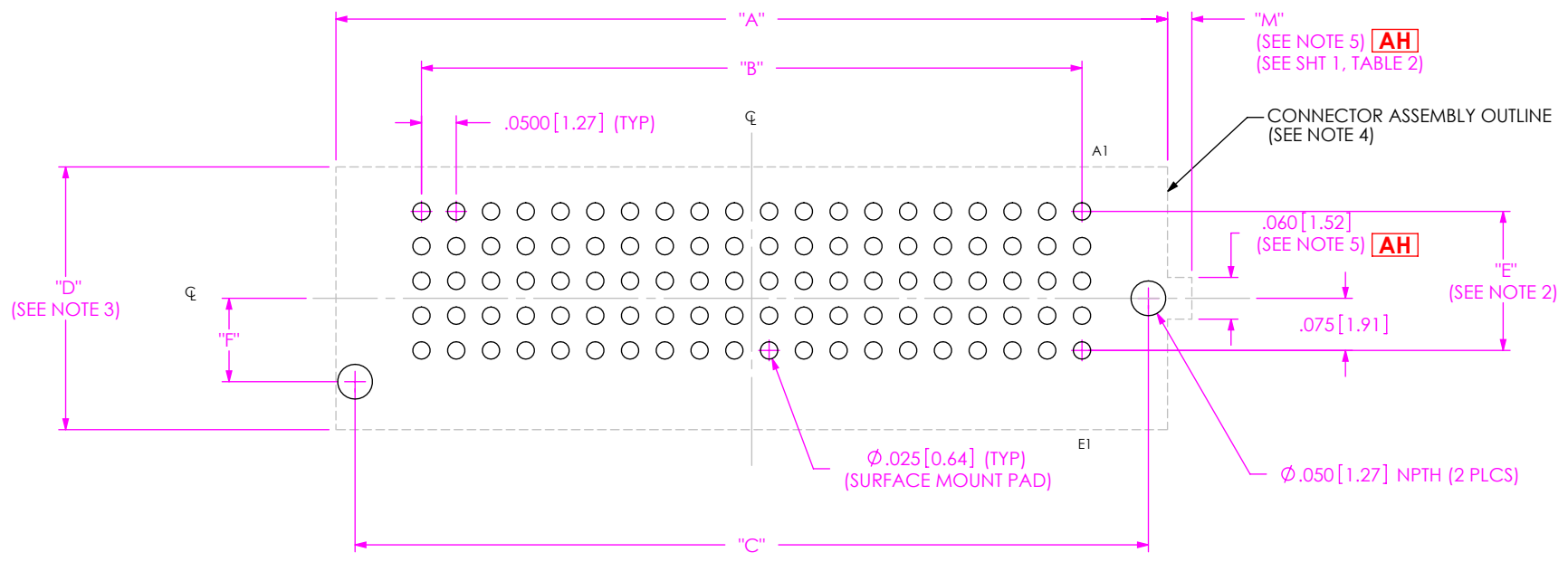


FIG 3
FOOTPRINT FOR SEAM-20-XX.X-XX-05-X-A SHOWN

- NOTES:
1. ALL DIMENSIONS ARE SYMMETRIC ABOUT THE VERTICAL CENTERLINE ONLY.
 2. PADS ARE NOT SYMMETRIC ABOUT HORIZONTAL CENTERLINE.
 3. CONNECTOR OUTLINE IS SYMMETRIC ABOUT CENTERLINE.
 4. CONNECTOR ENVELOPE DIMENSIONS, OTHER COMPONENTS PLACED ON PCB SHALL AVOID THIS ZONE.
 5. FEATURE NOT PRESENT ON -06.5, -07.0, -09.0 & -11.0 LEAD STYLES.

AH

PROPRIETARY NOTE
 THIS DOCUMENT CONTAINS CONFIDENTIAL AND PROPRIETARY INFORMATION AND ALL DESIGN, MANUFACTURING, REPRODUCTION, USE, PATENT RIGHTS AND SALES RIGHTS ARE EXPRESSLY RESERVED BY SAMTEC, INC. THIS DOCUMENT SHALL NOT BE DISCLOSED, IN WHOLE OR PART, TO ANY UNAUTHORIZED PERSON OR ENTITY NOR REPRODUCED, TRANSFERRED OR INCORPORATED IN ANY OTHER PROJECT IN ANY MANNER WITHOUT THE EXPRESS WRITTEN CONSENT OF SAMTEC, INC.



520 PARK EAST BLVD, NEW ALBANY, IN 47150
 PHONE: 812-944-6733 FAX: 812-948-5047
 e-Mail info@SAMTEC.com code 55322

NOTE:
STENCIL TO BE .0060[.152] THICK.

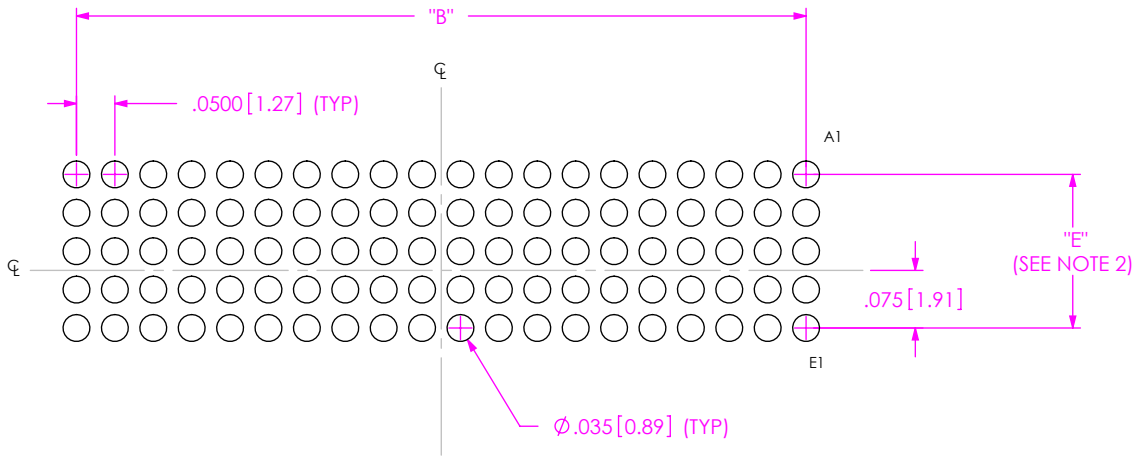


FIG 4
STENCIL FOR SEAM-20-XX.X-XX-05-X-A SHOWN
(ALL DIMENSIONS ARE SYMMETRIC ABOUT THE VERTICAL CENTERLINE ONLY.)

• PROPRIETARY NOTE •
 THIS DOCUMENT CONTAINS CONFIDENTIAL AND PROPRIETARY INFORMATION AND ALL DESIGN, MANUFACTURING, REPRODUCTION, USE, PATENT RIGHTS AND SALES RIGHTS ARE EXPRESSLY RESERVED BY SAMTEC, INC. THIS DOCUMENT SHALL NOT BE DISCLOSED, IN WHOLE OR PART, TO ANY UNAUTHORIZED PERSON OR ENTITY NOR REPRODUCED, TRANSFERRED OR INCORPORATED IN ANY OTHER PROJECT IN ANY MANNER WITHOUT THE EXPRESS WRITTEN CONSENT OF SAMTEC, INC.



520 PARK EAST BLVD, NEW ALBANY, IN 47150
 PHONE: 812-944-6733 FAX: 812-948-5047
 e-Mail info@SAMTEC.com code 55322

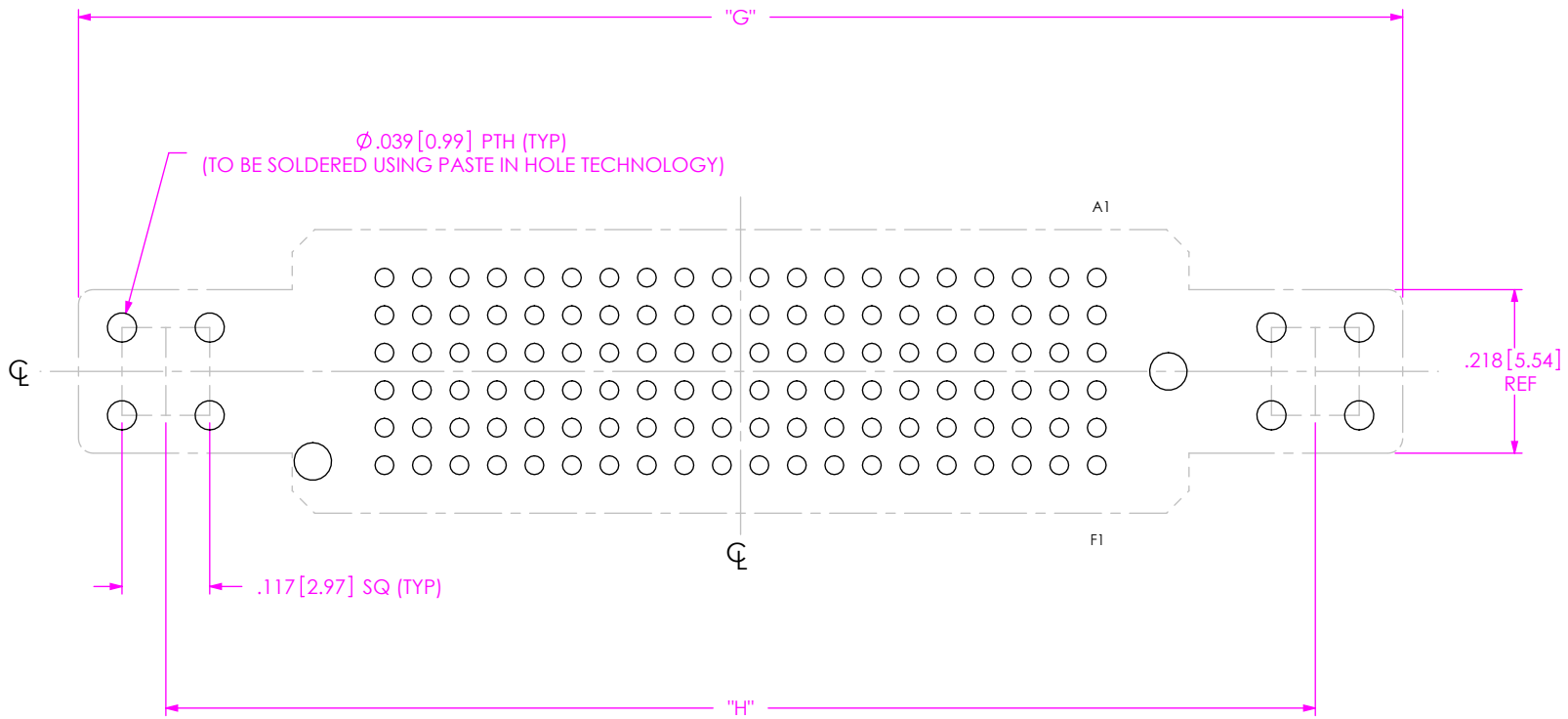


FIG 5
 -GP & -EP OPTION
 FOOTPRINT FOR SEAM-20-XX.X-XX-06-X-A-GP SHOWN
 (SAME AS FIG 1, EXCEPT AS SHOWN)

TABLE 3

No. OF POS	"G"	"H"
-20	1.766 [44.86]	1.533 [38.94]
-30	2.266 [57.56]	2.033 [51.64]
-40	2.766 [70.26]	2.533 [64.34]
-50	3.266 [82.96]	3.033 [77.04]

PROPRIETARY NOTE
 * THIS DOCUMENT CONTAINS CONFIDENTIAL AND PROPRIETARY INFORMATION AND ALL DESIGN, MANUFACTURING, REPRODUCTION, USE, PATENT RIGHTS AND SALES RIGHTS ARE EXPRESSLY RESERVED BY SAMTEC, INC. THIS DOCUMENT SHALL NOT BE DISCLOSED, IN WHOLE OR PART, TO ANY UNAUTHORIZED PERSON OR ENTITY NOR REPRODUCED, TRANSFERRED OR INCORPORATED IN ANY OTHER PROJECT IN ANY MANNER WITHOUT THE EXPRESS WRITTEN CONSENT OF SAMTEC, INC.



520 PARK EAST BLVD, NEW ALBANY, IN 47150
 PHONE: 812-944-6733 FAX: 812-948-5047
 e-Mail info@SAMTEC.com code 55322

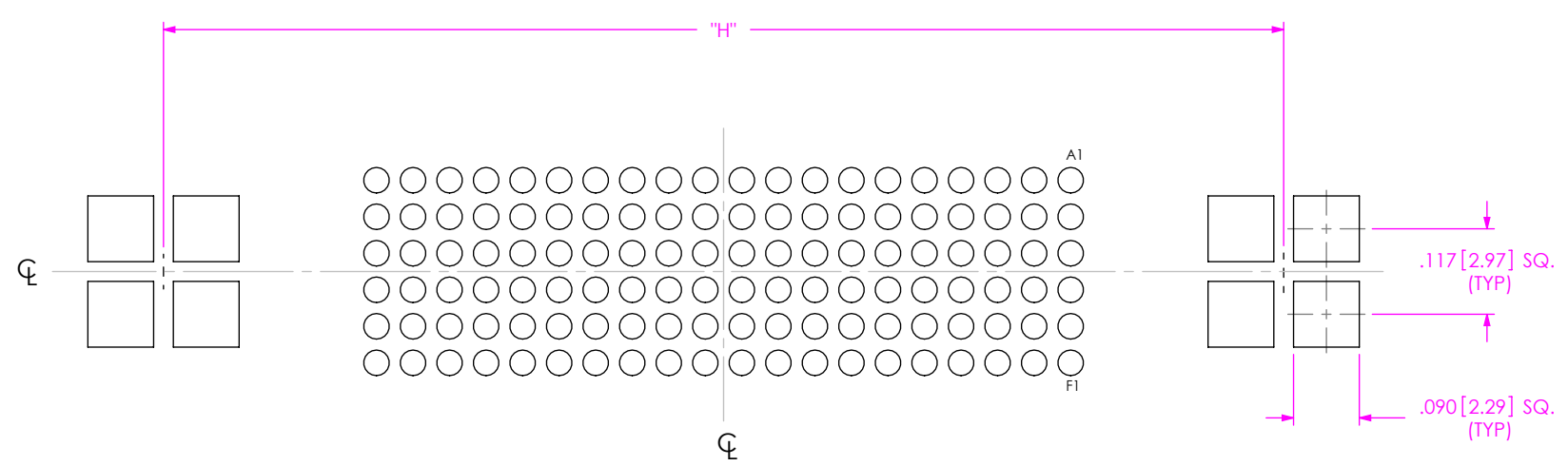


FIG 6
 -GP & -EP OPTION
 STENCIL FOR SEAM-20-XX.X-XX-06-X-A-GP SHOWN
 (SAME AS FIG 2, EXCEPT AS SHOWN)

PROPRIETARY NOTE
 THIS DOCUMENT CONTAINS CONFIDENTIAL AND PROPRIETARY INFORMATION AND ALL DESIGN, MANUFACTURING, REPRODUCTION, USE, PATENT RIGHTS AND SALES RIGHTS ARE EXPRESSLY RESERVED BY SAMTEC, INC. THIS DOCUMENT SHALL NOT BE DISCLOSED, IN WHOLE OR PART, TO ANY UNAUTHORIZED PERSON OR ENTITY NOR REPRODUCED, TRANSFERRED OR INCORPORATED IN ANY OTHER PROJECT IN ANY MANNER WITHOUT THE EXPRESS WRITTEN CONSENT OF SAMTEC, INC.

samtec
 520 PARK EAST BLVD, NEW ALBANY, IN 47150
 PHONE: 812-944-6733 FAX: 812-948-5047
 e-Mail info@SAMTEC.com code 55322

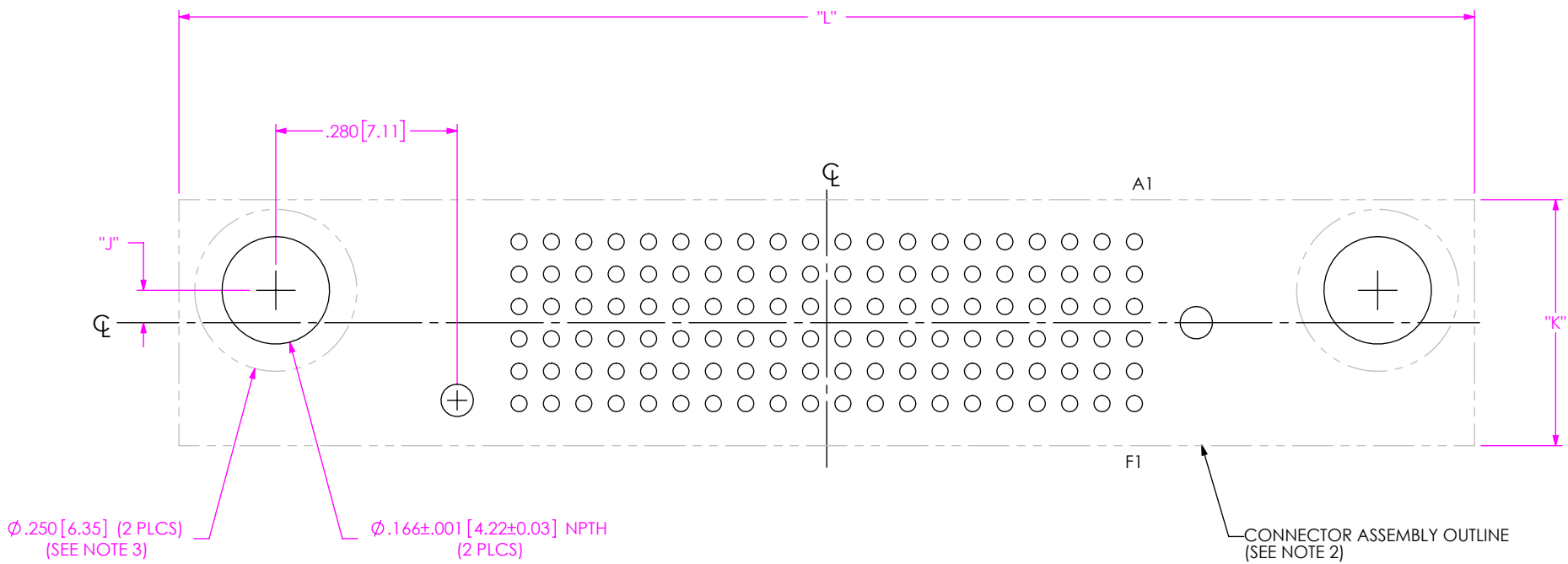


FIG 7
-GPK OPTION
 FOOTPRINT FOR SEAM-20-XX.X-XX-06-X-A-GPK SHOWN
 (SAME AS FIG 1, EXCEPT AS SHOWN)
 (NOT AVAILABLE WITH -GP & EP OPTION)
 (ONLY AVAILABLE WITH 20, 30, 40, & 50 POSITIONS)
 (STENCIL LAYOUT SAME AS FIG 2)

No. OF ROWS	"J"	"K"
-04	.000 [0.00]	.280 [7.11]
-05	.050 [1.27]	.380 [9.65]
-06	.050 [1.27]	.380 [9.65]
-08	.100 [2.54]	.480 [12.19]
-10	.150 [3.81]	.580 [14.73]
-14	.250 [6.35]	.780 [19.81]

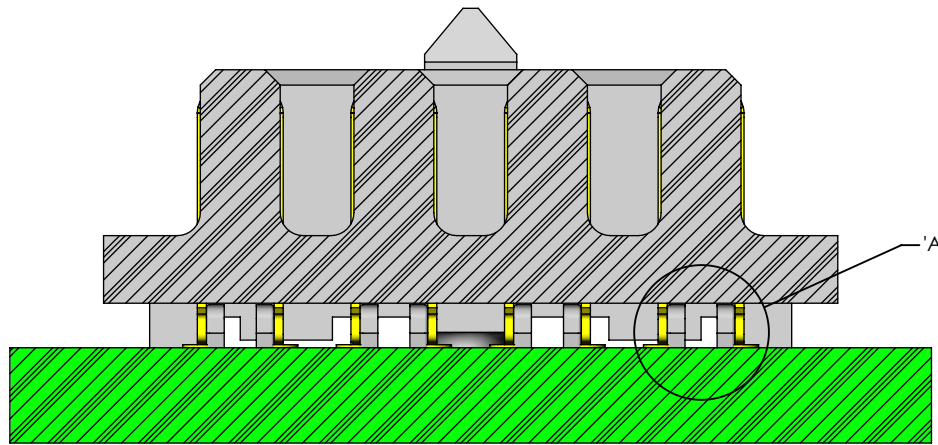
No. OF POS	"L"
-20	2.000 [50.80]
-30	3.000 [76.20]
-40	4.000 [101.60]
-50	5.000 [127.00]

- NOTES:
1. ALL DIMENSIONS ARE SYMMETRIC ABOUT THE CENTERLINE UNLESS NOTED.
 2. CONNECTOR ENVELOPE DIMENSIONS, OTHER COMPONENTS PLACED ON PCB SHALL AVOID THIS ZONE.
 3. METRIC SCREW ENVELOPE ON BOTTOM SIDE OF PCB, OTHER COMPONENTS PLACED ON PCB SHALL AVOID THIS ZONE.

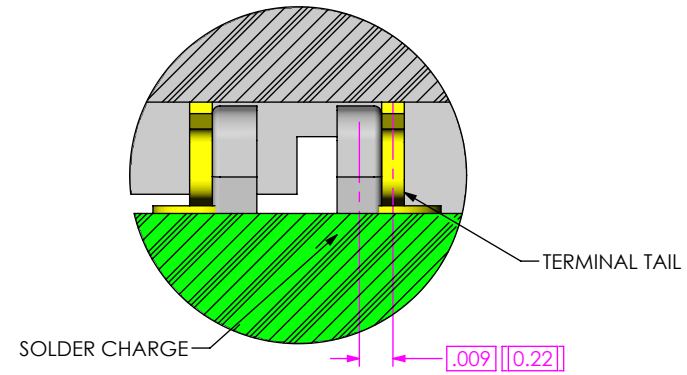
PROPRIETARY NOTE
 THIS DOCUMENT CONTAINS CONFIDENTIAL AND PROPRIETARY INFORMATION AND ALL DESIGN, MANUFACTURING, REPRODUCTION, USE, PATENT RIGHTS AND SALES RIGHTS ARE EXPRESSLY RESERVED BY SAMTEC, INC. THIS DOCUMENT SHALL NOT BE DISCLOSED, IN WHOLE OR PART, TO ANY UNAUTHORIZED PERSON OR ENTITY NOR REPRODUCED, TRANSFERRED OR INCORPORATED IN ANY OTHER PROJECT IN ANY MANNER WITHOUT THE EXPRESS WRITTEN CONSENT OF SAMTEC, INC.



520 PARK EAST BLVD, NEW ALBANY, IN 47150
 PHONE: 812-944-6733 FAX: 812-948-5047
 e-Mail info@SAMTEC.com code 55322



BEFORE SOLDER VIEW



DETAIL 'A'
SCALE 20:1

PROPRIETARY NOTE
 THIS DOCUMENT CONTAINS CONFIDENTIAL AND PROPRIETARY INFORMATION AND ALL DESIGN, MANUFACTURING, REPRODUCTION, USE, PATENT RIGHTS AND SALES RIGHTS ARE EXPRESSLY RESERVED BY SAMTEC, INC. THIS DOCUMENT SHALL NOT BE DISCLOSED, IN WHOLE OR PART, TO ANY UNAUTHORIZED PERSON OR ENTITY NOR REPRODUCED, TRANSFERRED OR INCORPORATED IN ANY OTHER PROJECT IN ANY MANNER WITHOUT THE EXPRESS WRITTEN CONSENT OF SAMTEC, INC.

samtec
 520 PARK EAST BLVD, NEW ALBANY, IN 47150
 PHONE: 812-944-6733 FAX: 812-948-5047
 e-Mail info@SAMTEC.com code 55322